

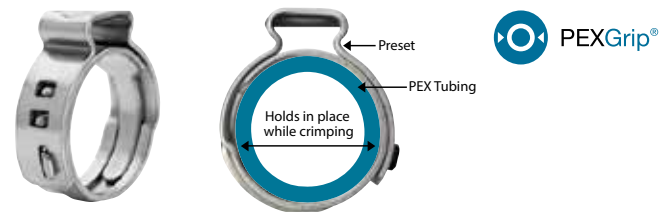

PEX Connecting Solutions

Benefits

- One tool for all sizes
- 360° Stepless design
- Certified by NSF to meet NSF / ANSI 14 requirements
- Fast, simple and secure installation



SEALING SOLUTIONS



Standard PEX Series

- Provides a 360° leak-free seal
- Narrow band for concentrated seal compression
- Requires only one installation tool for all clamp sizes
- Tamper-evident design



Standard PEX Clamp Series vs. PEXGrip® Clamp series

PEXGrip® Series

- New PEXGrip® Technology*
- Preset to grip tube
- Prevents clamp from sliding for easier crimping
- Provides a 360° leak-free seal
- Narrow band for concentrated seal compression
- Requires only one installation tool for all clamp sizes
- Tamper-evident design

*Patent Pending



PEXGrip® Clamp Technology is available in all popular PEX tube sizes

ORDER INFORMATION

Stepless® Ear Clamps 167 for PEX
ASTM F2098 for use with ASTM F1807 and F2159 insert fittings and ASTM F876 PEX tubing.

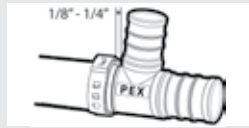
Clamp size	PEX tube (inch)	Band width x thickness	Standard PEX clamp item no.	PEXGrip® clamp item no.
13.3 mm	3/8"	7.0 x 0.6 mm	16703334	-
17.5 mm	1/2"	7.0 x 0.8 mm	16703335	16707872
20.8 mm	5/8"	7.0 x 0.8 mm	16705571	-
23.3 mm	3/4"	9.0 x 0.8 mm	16703336	16707955
29.6 mm	1"	10.0 x 1.0 mm	16704150	16708152

PEX | INSTALLATION AND TOOLS

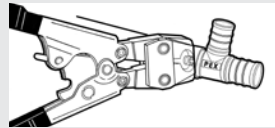
Installation

For proper installation of clamps, use calibrated genuine Oetiker installation tools.

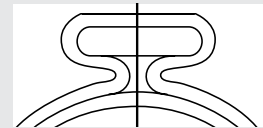
Learn more
www.pex.technology



1. Slip clamp over tubing. The recommended distance (dimension) between the "Clamp" and "End of the Tube" is 1/8" – 1/4".



2. Close clamp ear with tool, tool will not release until clamp is fully closed.



3. **IMPORTANT:** For proper installation of Oetiker PEX Series clamps, full ear closure is required. Visually inspect clamp for correct closed ear form.

HAND INSTALLATION PINCERS (HIP) FOR OETIKER PEX CLAMPS



3-Handle Ratchet Pincers

Oetiker HIP 7000 | 280
 Item no. 14100280

- Single handed installation
- Can be calibrated, with GO/NO-GO gauge included
- Heavy-duty professional grade tool
- Lightweight for easy handling



DIY Economy 2-Handle Ratchet Pincers

Oetiker HIP 7000 | 337
 Item no. 14100337

- Light-duty tool
- Includes GO/NO-GO gauge
- Cannot be calibrated, must be disposed
- Lightweight for easy handling

PNEUMATIC AND CORDLESS PINCERS



Pneumatic Pincers

Oetiker HO ME 5000/7000

- Installation tool with high process reliability
- High-quality, complete pincer system for uniform clamp closures



Cordless Pincers

For Ear Clamps
 Oetiker Cordless Pincer CP 20

- Efficient, uniform and repeatable assembly
- Lightweight, ergonomic design

ACCESSORIES - CUTTERS



Hand Clamp Cutter

Oetiker HCC 2000 | 407
 Item no. 14100407

- Quick and easy ear clamp cutting
- Safest method of clamp removal
- Requires minimal hand force for 1/2" PEX Clamps



Hand Tubing Cutter

Oetiker HTC 500 | 408
 Item no. 14100408

- Quickly cuts poly tubing up to 7/8" OD
- V-shaped notch keeps pipe or tube steady
- Light and durable glass filled nylon construction
- Super sharp blade for quick and easy cuts



Radial Hand Tubing Cutter for PEX Pipe

Oetiker HTC 500 | 418
 Item no. 14100418

- For PEX tube, plastic conduit and gas pipe
- Cuts 1/2", 3/4" & 1" PEX tube, PEX A, B & C
- Compact tool cuts pipe square, keeps it round
- Straight, circular cuts form tighter connections

United States: Oetiker, Inc. | 6317 Euclid Street
 Marlette, Michigan 48453 | T +1 800 959 0398
Info.us.marlette@oetiker.com

www.pex.technology

Canada: Oetiker Limited | 203 Dufferin Street South
 Alliston, Ontario L9R 1W7 | T +1 705 435 4394
Info.ca.alliston@oetiker.com

www.oetiker.com